

Weathervanes and Finials





EAGLE®

0956V1 (Inset), **0956P**
41"L x 32"H x 34" Wingspan



ATTACK EAGLE®

650P
21"L x 21"H x 35" Wingspan



3 GEESE IN FLIGHT

524P
42"L x 21"H x 30" Wingspan



BLUE HERON®

654P
34"L x 30"H x 34" Wingspan



BARN ROOSTER

616P
37"L x 32"H



LARGE SAILBOAT®

9907V1 (Inset), **9907P**
28"L x 36"H x 3"W



HORSE®

958V1 (Inset), **958P**
48"L x 23.5"H x 3"W



WITCH

925P
31"L x 28"H x 4"W

All Weathervanes
Include Assembly Rod,
Directional Set and
Spacer Balls.



SOARING HAWK®

9699V1 (Inset), **9699P**
19"L x 11"H x 40" Wingspan



FLYING DUCK®

9613V1 (Inset), **9613P**
22"L x 20"H x 27" Wingspan



LANDING DUCK®

9605V1 (Inset), **9605P**
19"L x 17"H x 27" Wingspan



BLUE HERON®

9606V1, 9606P (Inset)
26"L x 20"H x 28" Wingspan



FEATHERED GOOSE®

9663V1 (Inset), **9663P**
20"L x 23"H x 29" Wingspan



3 GEESE IN FLIGHT

657P
28"L x 14"H x 20" Wingspan



EAGLE®

0955V1 (Inset), **0955P**
23"L x 20"H x 23" Wingspan




ATTACK EAGLE®

659P
17"L x 20"H x 26" Wingspan




PELICAN®

9509V1, 9509P (Inset)
26"L x 26"H x 26" Wingspan




ROOSTER®

0953P
26.5"L x 22"H



25" ROOSTER


501V1, 501P (Inset)
25"L x 19"H



27" ROOSTER

515V1 (Inset), **515P**
27"L x 25"H

All Weathervanes
Include Assembly Rod,
Directional Set and
Spacer Balls.



CROWING ROOSTER

637V1 (Inset), **637P**
25"L x 18"H



PHEASANT

656P
25"L x 32"H x 25" Wingspan



QUAIL

631P
25"L x 16"H



PEACE DOVE®

9617P
19"L x 20"H x 6"W



MOTHER BIRD w/CHICKS®

912P
Figure: 15"L x 11"H x 11"W
Directionals: 22"L x 9"H x 22"W




HUMMINGBIRD w/FLOWERS®

913P
Figure: 15"L x 15"H x 20"W
Directionals: 19"L x 8"H x 21"W



LIGHTHOUSE®

624V1
27"L x 16"H x 6"W



PINEAPPLE®

9635P
27"L x 17"H



SCHOONER®

9601P
25"L x 21"H x 4"W



YAWL®

9907SV1
22"L x 25"H x 4"W



RACING SLOOP®

909P
24"L x 27"H x 5"W

All Weathervanes
Include Assembly Rod,
Directional Set and
Spacer Balls.



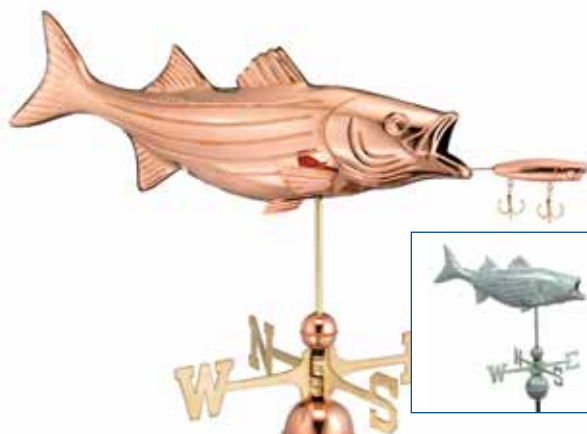
MERMAID

649P
29"L x 14"H



DOLPHIN®

9507V1
27"L x 16"H



BASS WITH LURE®

9602V1 (Inset), **9602P**
27"L x 12"H



28" WHALE®

9660P
28"L x 15"H x 3"W



37" WHALE

505V1
37"L x 16"H



MOOSE®

9557P
24"L x 22"H x 3"W



ELK

648P
22"L x 23"H x 4"W



STANDING DEER

638P
22"L x 27"H x 5"W



FOX

655P
33"L x 17"H x 4"W



BEAR®

695P
25"L x 17"H x 4"W

All Weathervanes
Include Assembly Rod,
Directional Set and
Spacer Balls.



WHIMSICAL PIG®

9608V1

24"L x 19.5"H x 3.5"W



FLYING PIG®

9612P

24"L x 19"H x 12"W



LABRADOR RETRIEVER

560P

23"L x 17"H



GOLDEN RETRIEVER

644P

26"L x 17"H



GOLFER

561P

27"L x 30"H



FIREMAN

546P

26"L x 26"H



FIREMAN'S HAT & TRUMPET®

9668P

17"L x 20"H x 12"W



HANDSAW®

9629P

27"L x 20"H



VINTAGE SHOTGUN®

693P

44"L x 12"H x 2.5"W



AMERICAN FLAG®

667P

31"L x 15"H



PINE TREES

625V1

31"L x 16"H

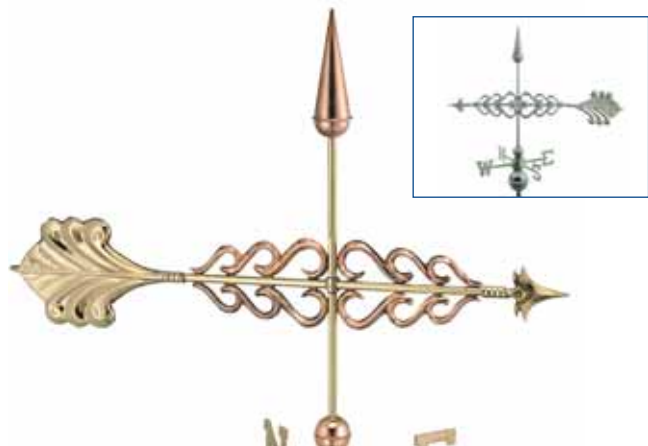


ARROW

611SV1

23"L x 15"H

All Weathervanes
Include Assembly Rod,
Directional Set and
Spacer Balls.




ARROW®

0954V1 (Inset), **0954P**
33.5"L x 22.5"H



VICTORIAN ARROW®

9642P
32"L x 25"H




BANNER®

9628V1, 9628P (Inset)
25"L x 23"H



STAINED GLASS MOON®

678P
34"L x 20"H



ANGEL®

630P
27"L x 13"H x 4"W



DRAGON®

9672V1
30"L x 18"H x 19" Wingspan



HORSE

580V1, 580P (Inset)
33"L x 18"H x 4"W



PATCHEN HORSE®

623P
27"L x 15"H



HORSE®

0952P
32"L x 16"H



COUNTRY DOCTOR

548P
26"L x 14"H x 5"W

All Weathervanes
Include Assembly Rod,
Directional Set and
Spacer Balls.



BIPLANE®

9521P

22"L x 9"H x 22" Wingspan



LOCOMOTIVE

553P

24"L x 12"H x 5"W



WINE BOTTLE & GLASSES®

917P

Figure: 15"L x 15"H x 4"W
Directionals: 18"L x 10"H x 18"W



MOTORCYCLE®

669P

22"L x 13"H x 5"W



CHOPPER®

694P

34"L x 18"H x 6.5"W

Garden Weathervanes



Comes complete with choice of roof mount or garden pole.



MOTORCYCLE®

8846P

14"L x 9"H



BIPLANE®

8812P

13"L x 5"H x 13" Wingspan



SAILBOAT®

8803V1 (Inset), **8803P**

10"L x 10.5"H

Arrow 21" Long



**WINE BOTTLE
W/GLASSES®**

8843P

9"L x 9"H x 3"W

Directionals: 11"L x 6.5"H



SHOTGUN®

8845P

23"L x 8"H



GOLFER®

816P

5"L x 13"H

Arrow 21" Long



DRAGON®

8837V1

13"L x 8"H x 6" Wingspan

Arrow 21" Long



VICTORIAN ARROW®

8842P

21"L x 17"H



BANNER®

8827V1 (Inset), **8827P**

15"L x 15"H

*Please specify Garden Pole (G), Roof Mount (R), or Deck Mount (D) when ordering.

Measurements are for weathervane figures only.

Garden Weathervanes



BLUE HERON®

8805V1, 8805P (Inset)
17"L x 9"H x 16" Wingspan



EAGLE®

8815P
12"L x 19"H x 16" Wingspan
Arrow 21" Long



FLYING DUCK®

8844V1 (Inset), **8844P**
12"L x 12"H x 14" Wingspan



LANDING DUCK

804V1, 804P (Inset)
12"L x 10"H x 16" Wingspan



HUMMINGBIRD®

8807P
14.5"L x 15.5"H x 8" Wingspan



BUTTERFLY®

831V1
10"L x 13"H x 9" Wingspan



DRAGONFLY®

830V1
13"L x 9"H x 20" Wingspan



HORSE®

801V1, 801P (Inset)
15"L x 10"H
Arrow 21" Long



LABRADOR RETRIEVER®

810V1
13"L x 9"H
Arrow 21" Long

Garden Weathervanes



Comes complete with choice of roof mount or garden pole.



FLYING PIG®

8840V1, 8840P (Inset)
12"L x 8"H
Arrow 21" Long



WHIMSICAL PIG®

8800P
12"L x 8"H
Arrow 21" Long



ROOSTER®

802V1, 802P (Inset)
10"L x 11"H
Arrow 21" Long



RABBIT®

809V1
11.5"L x 8"H
Arrow 21" Long



ANGEL®

819P
14"L x 18"H
Arrow 21" Long



LIGHTHOUSE®

813V1
10"L x 10"H
Arrow 21" Long



MOOSE®

818V1
11.5"L x 10"H
Arrow 21" Long



PINE TREES®

828V1
11"L x 10"H
Arrow 21" Long



AMERICANA FLAG®

836
24"L x 11"H Painted Aluminum

*Please specify Garden Pole (G), Roof Mount (R), or Deck Mount (D) when ordering.

Measurements are for weathervane figures only.

Finials

Finials add a graceful finishing touch to any rooftop, turret or cupola, and keep things looking up as they bring the eye skyward and make a dramatic statement. Finials can also be used in the yard or garden as a topiary or decorative sculpture. Expert craftsmanship using the finest materials and design expertise ensure durability and years of enjoyment.

We are the only finial provider in the country selected by the esteemed Smithsonian Institution in Washington, D.C. Each finial is authorized to have the distinctive logo plaque applied to it.

Materials:

- Copper and brass
- Powder-coated steel rod

Finish:

- Polished copper



CASTLE®

- 0750** 24"H x 4"W
- 0751** 36"H x 5.5"W
- 0752** 48"H x 7"W



SINGLE BALL®

- 0753** 24"H x 4"W
- 0754** 36"H x 5.5"W
- 0755** 48"H x 7"W



VICTORIA®

- 742** 27"H x 4.5"W
- 743** 39"H x 7"W
- 744** 53"H x 9"W



FLEUR-DE-LIS®

- 739** 27"L x 9"W x 5"D

Finial measurement includes bottom brass shaft.



GAWAIN®

- 707** 27"H x 3"W
- 708** 39"H x 6"W
- 709** 51"H x 7"W



KING ARTHUR®

- 706**
45"H x 6"W



GUINEVERE®

- 704**
34"H x 9"W



MERLIN®

- 703**
28"H x 6"W



LANCELOT®

- 701**
24"H x 5"W



MORGANA®

- 713** 28"H x 5"W
- 714** 40"H x 7"W
- 715** 53"H x 10"W



AVALON®

- 700** 13"H x 4"W



CAMELOT®

- 702**
26"H x 5"W

